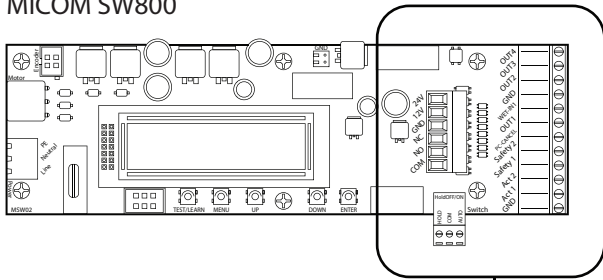
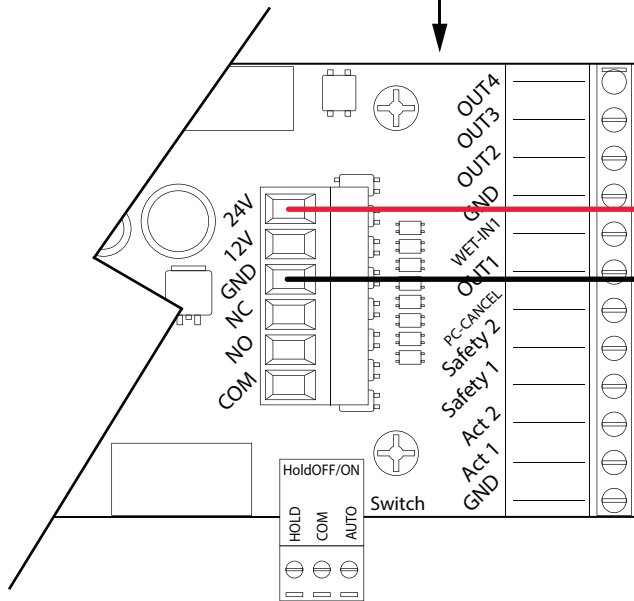
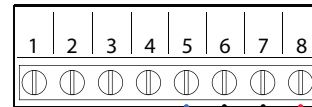
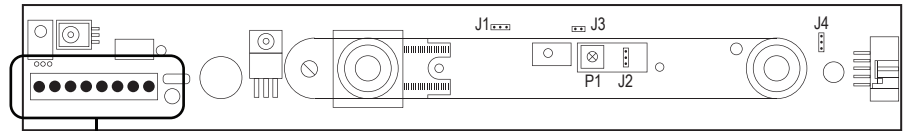


MICOM SW800



BEA SUPERSCAN-T (SWING SIDE)



CONNECTION SCHEDULE

	BEA SUPERSCAN-T (TERMINALS)	MICOM SW800 (TERMINALS)
8	POWER INPUT (+) 12-24 VAC/DC	POWER 24V
7	POWER INPUT (-) 12-24 VAC/DC	POWER GND
6	COMMON (CONTACT FOR RELAY)	INPUT GND
5	NORMALLY CLOSED (NC)	INPUT SAFETY 2

TITLE:

MICOM SW800 with BEA Superscan-T (Swing Side)

PART NO:

SCALE: NONE

VERSION: DIAGRAM 4

DATE: OCTOBER 2022

DRAWN BY: SC/ADG

SHEET: 1 of 1