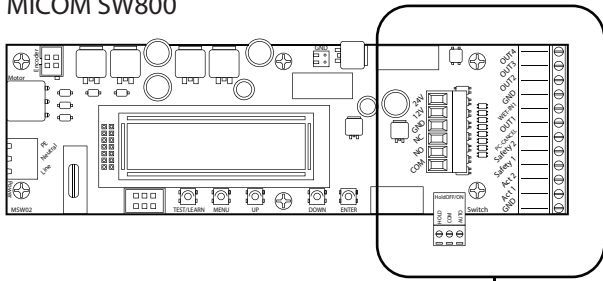
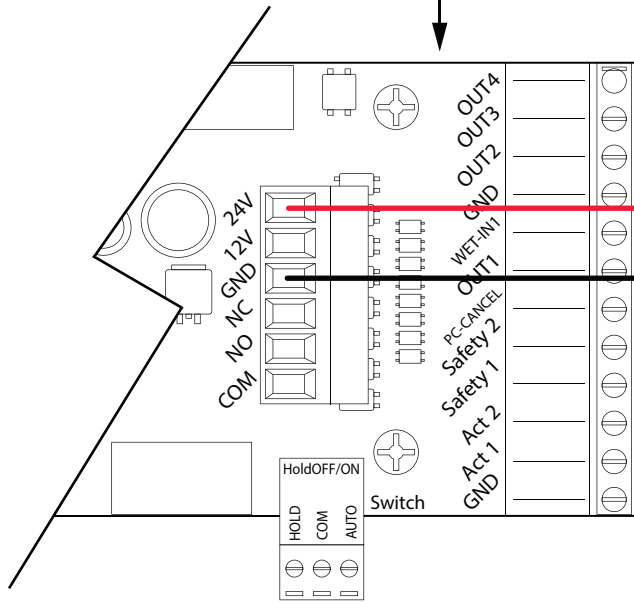
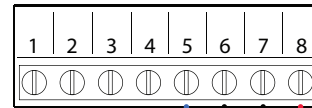
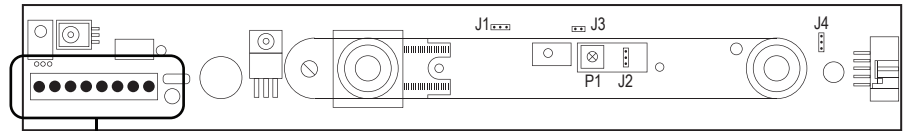


MICOM SW800



BEA SUPERSCAN-T (APPROACH SIDE)



CONNECTION SCHEDULE

BEA SUPERSCAN-T (TERMINALS)		MICOM SW800 (TERMINALS)
8	POWER INPUT (+) 12-24 VAC/DC	POWER 24V
7	POWER INPUT (-) 12-24 VAC/DC	POWER GND
6	COMMON (CONTACT FOR RELAY)	INPUT GND
5	NORMALLY CLOSED (NC)	INPUT ACT 2

TITLE:

MICOM SW800 with BEA Superscan-T (Approach Side)

PART NO:

SCALE: NONE

VERSION: DIAGRAM 5

DATE: OCTOBER 2022

DRAWN BY: SC/ADG

SHEET: 1 of 1