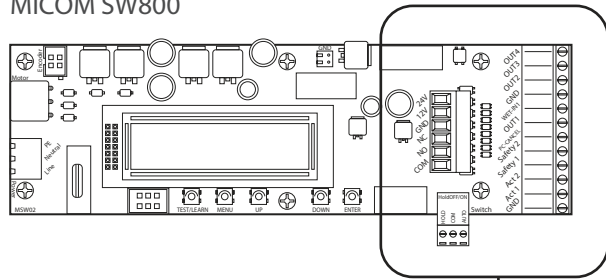
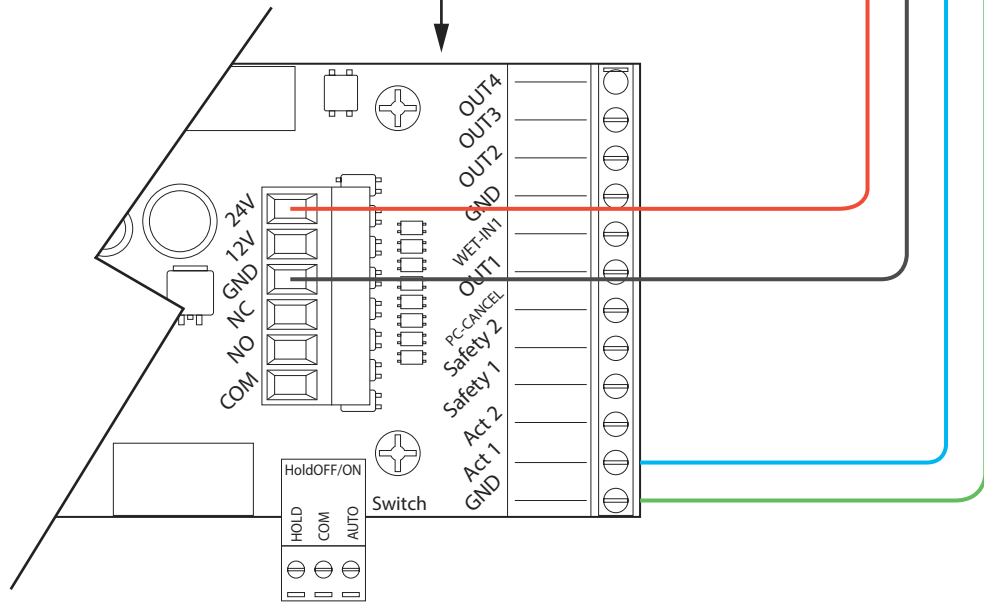
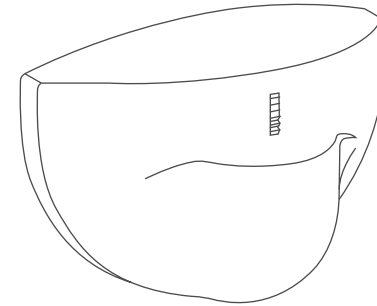


MICOM SW800



BEA EAGLE



CONNECTION SCHEDULE

BEA EAGLE (TERMINALS)		MICOM SW800 (TERMINALS)
1	POWER INPUT (+) 12-24 VAC/DC	POWER 24V
2	POWER INPUT (-) 12-24 VAC/DC	POWER GND
3	COMMON	INPUT GND
4	NORMALLY OPEN	INPUT ACT 1

TITLE:

MICOM SW800 with BEA EAGLE

PART NO:

DATE: NOVEMBER 2022

SCALE: NONE

DRAWN BY: SC/GDA

VERSION: DIAGRAM 8

SHEET: 1 of 1